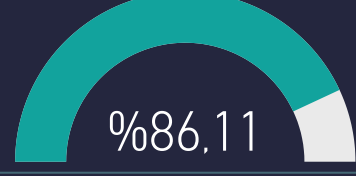




## ParadiseFamilyVIP - For Kucoin Traders 2022 YEAR OVERVIEW

TOTAL PROFIT  
**%1251**

Success Rate



ROI \*

**%126,10**

Completed Trades

**36** # of Signals **%1251** Total Profit

Win Trades

**31** # of Trades **%1339** Win Profit

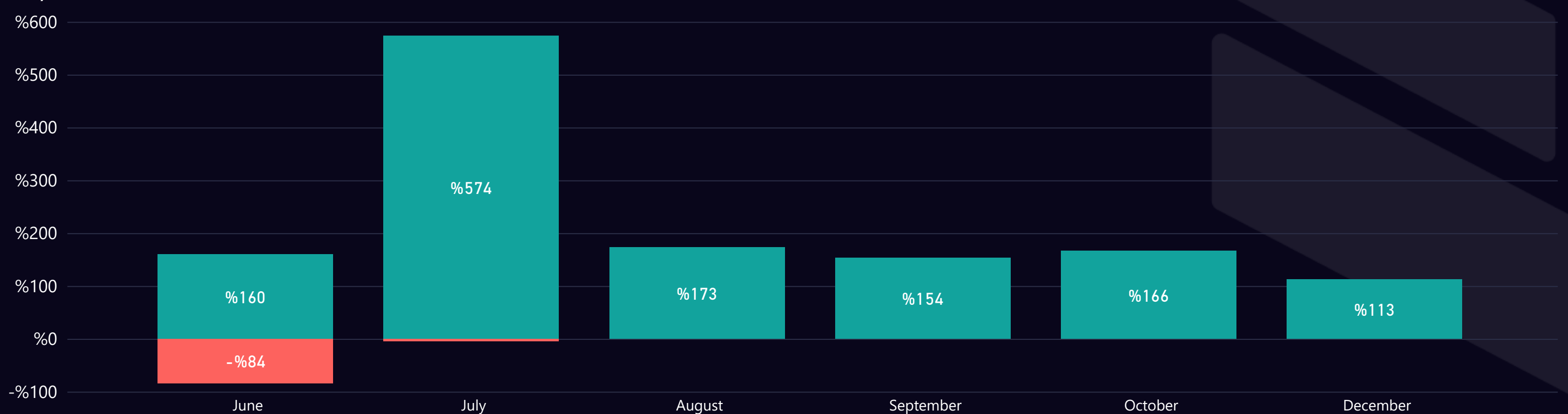
Loss Trades

**5** # of Trades **-%88** Loss Rate

Each signal comes with a proper Risk/Reward strategy, and our motto is quality above quantity. One thoughtful position with a high return and tight invalidation level is, in the long term, better than 10 trades per day, which drain your energy and don't provide the same results (success rate is not that important if you follow proper risk/reward in every setup). Based on our ParadiseFamilyVIP 7 golden rules, which we teach you in an introductory phone call, we are using only one buy price to ensure that we enter every trade setup with the same position size, which is very important to do; if you want to be profitable long-term!

### WIN & LOSS CHART

Win/Loss ● Loss ● Win



### TOP WIN & LOSS ORDERS

Date	Pair	Order Profit	Tot. Dur. (days)	Order Target
12.07.2022	SLCL/USDT	%163,1	11,2	T04
26.07.2022	FCON/USDT	%94,1	19,8	T04
10.07.2022	RANKER/USDT	%90,8	2,9	T04
18.06.2022	FRA/USDT	%88,8	2,1	T02
29.12.2022	EFX/USDT	%79,3	41,7	T02

Date	Pair	Order Loss	Tot. Dur. (days)
19.06.2022	ACE/USDT	-%41,4	16,3
19.06.2022	XCAD/USDT	-%25,6	7,9
19.06.2022	WXT/USDT	-%10,4	10,2
8.06.2022	KCS/USDT	-%6,1	4,3
22.07.2022	SHFT/USDT	-%4,1	0,9

# JOIN OUR VIP SERVICES

#### Account Management

No time to trade ?

Use our API auto trading extra package

Money stays on your account

Trailing stop loss and take profit included

JOIN NOW

NEW

#### KuCoin VIP

Daily Signals

1 month - Silver Membership

6 months - Gold Membership

12 months - Platinum Membership

Join the ParadiseFamilyVIP

Contact Us

#### Binance VIP

Daily Signals

1 month - Silver Membership

6 months - Gold Membership

12 months - Platinum Membership

Join the ParadiseFamilyVIP

Contact Us

#### Exclusive BTC&ETH Trading VIP

Daily Signals

1 month - Silver Membership

6 months - Gold Membership

12 months - Platinum Membership

Join the ParadiseFamilyVIP

Contact Us



[www.mycryptoparadise.com](http://www.mycryptoparadise.com)



/MyCryptoParadise



@\_MCP\_Signals



/mycryptoparadise



/mycryptoparadise



@MCP\_Binance  
@MCP\_bitmex



# ORDER STATISTICS OF WHOLE YEAR

Number of Orders Hit

Month	SL	T01	T02	T03	T04
June	4	6	1		
July	1	7	6	3	3
August		5	2	1	1
September		3	2	2	1
October		4	2	2	2
December		2	1		

Average Profit/Loss per Each Orders

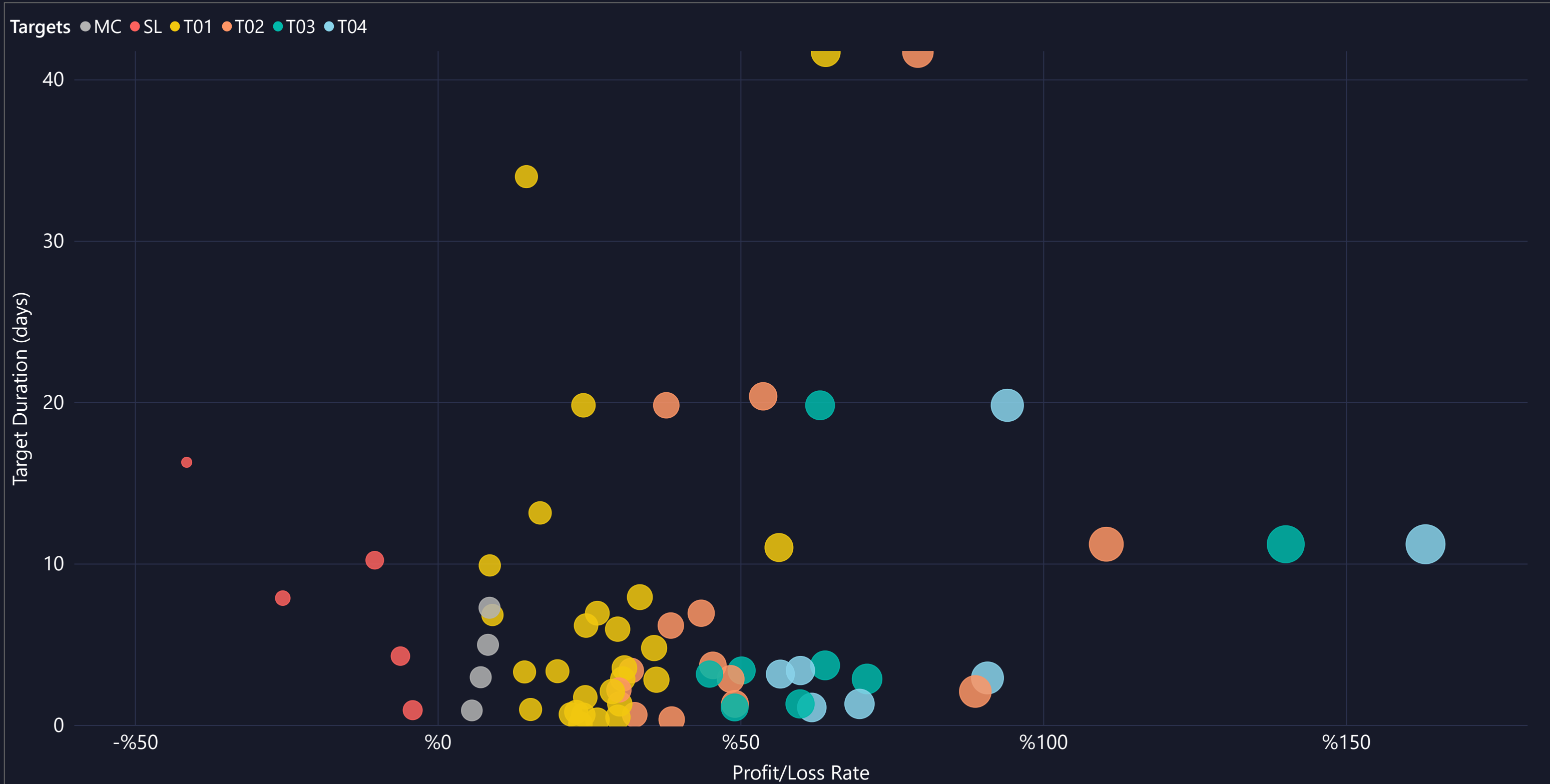
Month	SL	T01	T02	T03	T04
June	-%21	%19	%89		
July	-%4	%32	%55	%91	%116
August		%24	%36	%49	%62
September		%27	%39	%57	%60
October		%21	%40	%52	%63
December		%49	%79		

Average Duration per Each Order (days)

Month	SL	T01	T02	T03	T04
June	10	4	2		
July	1	7	10	11	11
August		9	3	1	1
September		4	4	4	3
October		4	2	2	2
December		25	42		



## TARGET DURATION vs PROFIT/LOSS SCATTER CHART





# LIST OF ALL TRADES

Signal Date	Pair	Direction	Leverage	Buy Rate	Target 1	Target 2	Target 3	Target 4	Man. Close	Stop Loss	P&L	Dur. (days)
2.06.2022	BNX/USDT	Long	1	121.600000	132.612000	170.000000	188.000000			103.7000	%9,1 ▲	6,8
3.06.2022	ACE/USDT	Long	1	0.046000	0.080400	0.094600	0.114600			0.0269	-%41,4 ▼	16,3
4.06.2022	KCS/USDT	Long	1	17.261000	19.270000	20.080000	20.850000			16.2000	-%6,1 ▼	4,3
9.06.2022	WXT/USDT	Long	1	0.011660	0.014000	0.016300	0.019100			0.0104	-%10,4 ▼	10,2
9.06.2022	BNX/USDT	Long	1	127.728000	138.728000	225.000000	278.000000			103.7000	%8,6 ▲	9,9
12.06.2022	XCAD/USDT	Long	1	4.437500	5.883500	7.668000	8.900000			3.3028	-%25,6 ▼	7,9
16.06.2022	FRA/USDT	Long	1	0.001428	0.001840	0.002696	0.003110	0.003556		0.0011	%88,8 ▲	2,1
18.06.2022	WSIENNA/USDT	Long	1	1.005000	1.242000	1.346000	1.464600	1.635900		0.8908	%23,6 ▲	0,1
19.06.2022	MNW/USDT	Long	1	0.349700	0.399900	0.537700	0.614900	0.696000		0.2894	%53,8 ▲	20,4
24.06.2022	FLY/USDT	Long	1	0.000560	0.000690	0.000829	0.000928	0.001035	0.0006	0.0005	%8,6 ▲	7,3
25.06.2022	GENS/USDT	Long	1	0.004044	0.005248	0.005962	0.006900	0.007999		0.0028	%29,8 ▲	0,5
28.06.2022	FRA/USDT	Long	1	0.001088	0.001477	0.001896	0.002391	0.002782		0.0008	%35,8 ▲	4,8
1.07.2022	SLCL/USDT	Long	1	0.134300	0.210000	0.282600	0.322400	0.353400		0.9980	%163,1 ▲	11,2
3.07.2022	WSIENNA/USDT	Long	1	0.939000	1.076700	1.448000	1.696000	1.879000		0.7910	%14,7 ▲	34,0
5.07.2022	LAYER/USDT	Long	1	0.049250	0.061260	0.068090	0.076410	0.082520		0.0420	%24,4 ▲	1,7
6.07.2022	FCON/USDT	Long	1	0.000760	0.000943	0.001047	0.001240	0.001475		0.0006	%94,1 ▲	19,8
7.07.2022	RANKER/USDT	Long	1	0.008700	0.011360	0.012910	0.014870	0.016600		0.0073	%90,8 ▲	2,9
11.07.2022	PCX/USDT	Long	1	0.728800	0.921000	1.046000	1.200000	1.424000		0.6160	%43,5 ▲	6,9
14.07.2022	CLH/USDT	Long	1	0.081500	0.103000	0.113000	0.150000	0.172100		0.0665	%38,7 ▲	0,3
21.07.2022	SHFT/USDT	Long	1	0.024300	0.031900	0.035400	0.041900	0.047700		0.0233	-%4,1 ▼	0,9
21.07.2022	DPR/USDT	Long	1	0.023000	0.027640	0.034020	0.041750	0.047610	0.0243	0.0213	%5,7 ▲	0,9
25.07.2022	HAWK/USDT	Long	1	0.005650	0.007380	0.008250	0.010740	0.011990	0.0061	0.0051	%8,3 ▲	5,0
27.07.2022	NORD/USDT	Long	1	0.296500	0.352900	0.375400	0.397200	0.419900	0.3176	0.2564	%7,1 ▲	3,0
2.08.2022	PSL/USDT	Long	1	0.000636	0.000789	0.000843	0.000948	0.001029		0.0005	%61,8 ▲	1,1
9.08.2022	XDB/USDT	Long	1	0.011834	0.016110	0.018640	0.022070	0.023530		0.0093	%36,1 ▲	2,8
10.08.2022	PLD/USDT	Long	1	0.072200	0.089900	0.100000	0.129000	0.160200		0.0599	%38,5 ▲	6,2
22.08.2022	FTG/USDT	Long	1	0.011280	0.013760	0.014770	0.017330	0.019470		0.0100	%22,0 ▲	0,7
7.09.2022	LMR/USDT	Long	1	0.017050	0.022310	0.024800	0.027960	0.029570		0.0157	%64,0 ▲	3,7
12.09.2022	FALCONS/USDT	Long	1	0.004995	0.006480	0.007053	0.007469	0.007768		0.0043	%29,7 ▲	5,9
22.09.2022	LIKE/USDT	Long	1	0.010193	0.012210	0.013451	0.015310	0.016300		0.0093	%59,9 ▲	3,4
4.10.2022	LAVAX/USDT	Long	1	0.016090	0.020930	0.023990	0.025720	0.027300		0.0141	%69,7 ▲	1,3
11.10.2022	STARLY/USDT	Long	1	0.048500	0.059600	0.064390	0.068970	0.072490		0.0423	%22,9 ▲	0,8
13.10.2022	CWS/USDT	Long	1	0.390000	0.456000	0.552000	0.638000	0.683000		0.3310	%16,9 ▲	13,1
23.10.2022	WOOP/USDT	Long	1	0.023320	0.026900	0.030300	0.033790	0.036520		0.0216	%56,6 ▲	3,2
18.11.2022	EFX/USDT	Long	1	0.004205	0.006900	0.007540	0.008500	0.009025		0.0034	%79,3 ▲	41,7
6.12.2022	UNIC/USDT	Long	1	5.105000	6.810000	7.790000	8.790000	9.670000		4.3900	%33,4 ▲	7,9