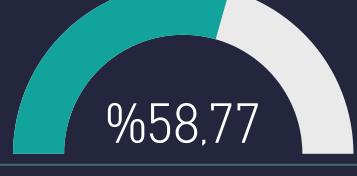




## ParadiseFamilyVIP - For Binance Traders 2022 YEAR OVERVIEW

TOTAL PROFIT  
**%947**

Success Rate



ROI \*

**%70,01**

Completed Trades

114 **%947**  
# of Signals Total Profit

Win Trades

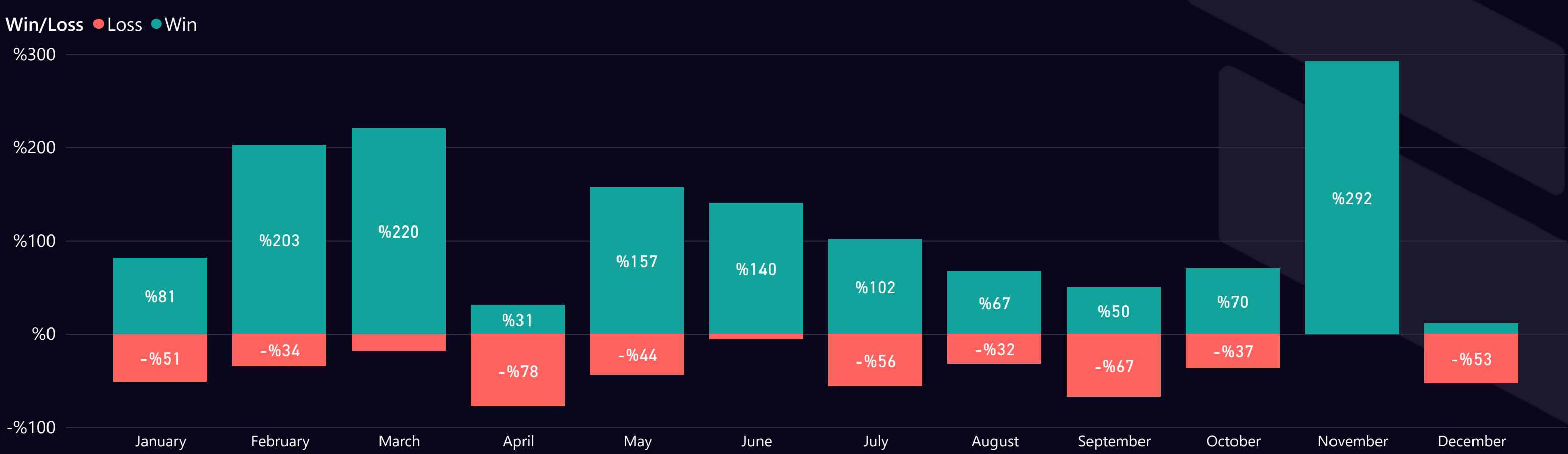
67 **%1423**  
# of Trades Win Profit

Loss Trades

47 **-%476**  
# of Trades Loss Rate

Each signal comes with a proper Risk/Reward strategy, and our motto is quality above quantity. One thoughtful position with a high return and tight invalidation level is, in the long term, better than 10 trades per day, which drain your energy and don't provide the same results (success rate is not that important if you follow proper risk/reward in every setup). Based on our ParadiseFamilyVIP 7 golden rules, which we teach you in an introductory phone call, we are using only one buy price to ensure that we enter every trade setup with the same position size, which is very important to do; if you want to be profitable long-term!

### WIN & LOSS CHART



### TOP WIN & LOSS ORDERS

Date	Pair	Order Profit	Tot. Dur. (days)	Order Target
22.03.2022	TWT/USDT	%90,2	4,8	T04
13.11.2022	SFP/USDT	%70,6	0,7	T04
2.05.2022	KNC/USDT	%68,6	3,0	T04
21.06.2022	STORJ/USDT	%65,3	3,9	T02
11.11.2022	BAND/USDT	%61,3	1,7	T01

Date	Pair	Order Loss	Tot. Dur. (days)
16.12.2022	BNB/USDT	-%27,4	8,8
6.04.2022	BNB/USDT	-%18,0	1,1
18.01.2022	LINK/USDT	-%17,6	7,2
20.12.2022	OP/USDT	-%16,7	0,4
29.10.2022	IMX/USDT	-%16,5	1,5

## JOIN OUR VIP SERVICES

#### Account Management

No time to trade ?

Use our API auto trading extra package

Money stays on your account

Trailing stop loss and take profit included

JOIN NOW

NEW

#### KuCoin VIP

Daily Signals

1 month - Silver Membership

6 months - Gold Membership

12 months - Platinum Membership

Join the ParadiseFamilyVIP

Contact Us

#### Binance VIP

Daily Signals

1 month - Silver Membership

6 months - Gold Membership

12 months - Platinum Membership

Join the ParadiseFamilyVIP

Contact Us

#### Exclusive BTC&ETH Trading VIP

Daily Signals

1 month - Silver Membership

6 months - Gold Membership

12 months - Platinum Membership

Join the ParadiseFamilyVIP

Contact Us



www.mycryptoparadise.com



/MyCryptoParadise



@\_MCP\_Signals



/mycryptoparadise



/mycryptoparadise



@MCP\_Binance  
@MCP\_bitmex



# ORDER STATISTICS OF WHOLE YEAR

Number of Orders Hit

Month	SL	T01	T02	T03	T04
January	5	6	2	2	2
February	4	7	6	2	2
March	2	8	3	1	1
April	6	1	1	1	1
May	4	5	3	2	1
June	1	5	3	1	1
July	7	5	2	1	
August	4	6	1		
September	8	6			
October	3	4	2	2	1
November		9	6	3	2
December	3	1			

Average Profit/Loss per Each Orders

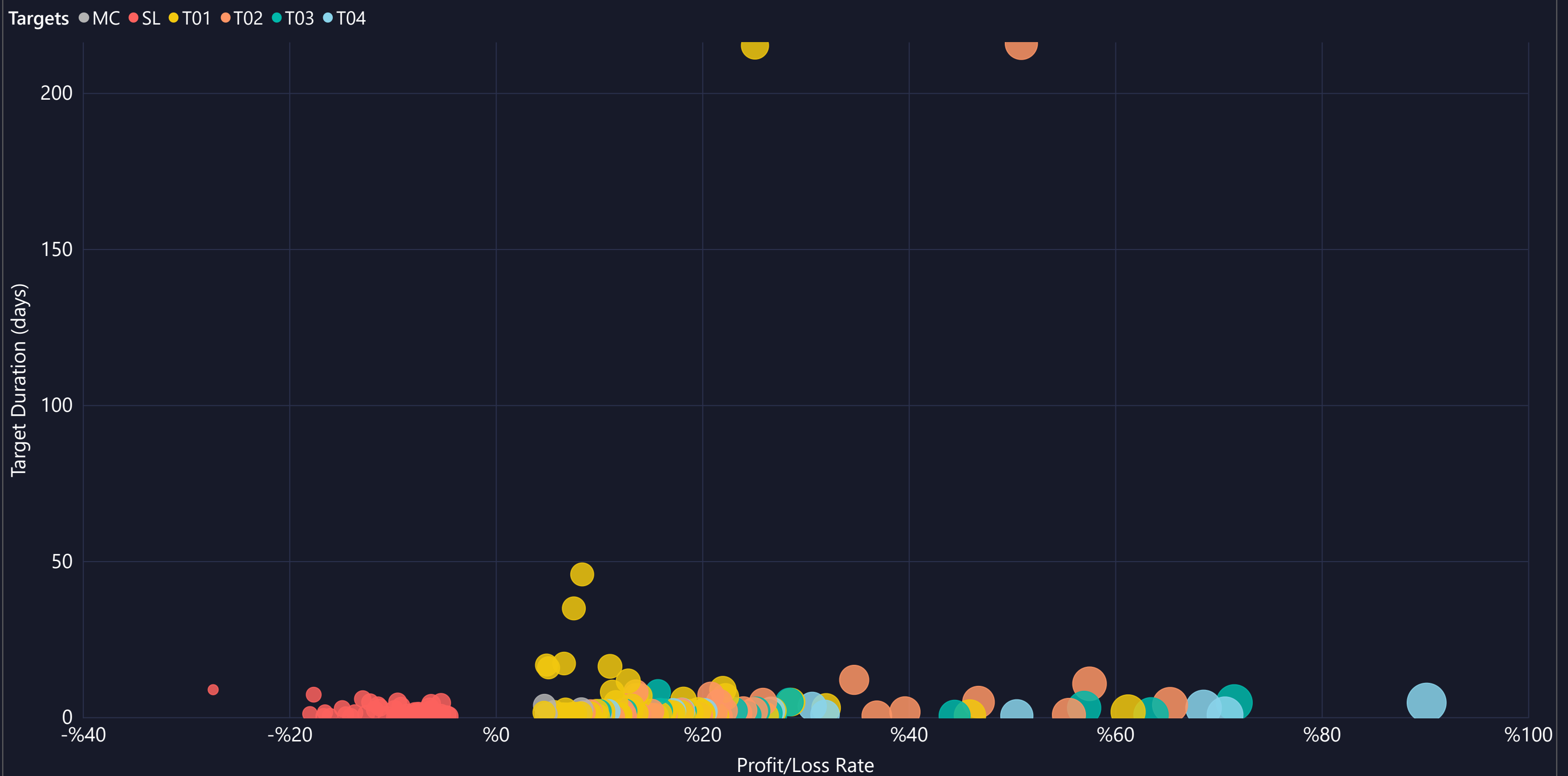
Month	SL	T01	T02	T03	T04
January	-%10	%11	%9	%11	%14
February	-%9	%16	%27	%34	%41
March	-%9	%16	%34	%72	%90
April	-%13	%20	%24	%26	%31
May	-%11	%18	%29	%42	%69
June	-%6	%16	%32	%23	%27
July	-%8	%12	%17	%28	
August	-%8	%10	%24		
September	-%8	%8			
October	-%12	%13	%17	%21	%18
November		%24	%30	%32	%45
December	-%18	%11			

Average Duration per Each Order (days)

Month	SL	T01	T02	T03	T04
January	3	2	2	2	2
February	1	1	3	1	1
March	1	3	6	5	5
April	3	1	1	1	3
May	1	1	1	2	3
June	0	1	2	2	2
July	2	1	1	5	
August	1	2	2		
September	2	14			
October	2	13	2	2	2
November		28	40	4	1
December	3	16			



## TARGET DURATION vs PROFIT/LOSS SCATTER CHART





# LIST OF ALL TRADES

Signal Date	Pair	Direction	Leverage	Buy Rate	Target 1	Target 2	Target 3	Target 4	Man. Close	Stop Loss	P&L	Dur. (days)
31.12.2021	ARDR/USDT	Long	1	0.231100	0.241900	0.250800	0.260000	0.270800		0.2200	%17,2 ▲	1,9
31.12.2021	CVC/USDT	Long	1	0.343500	0.369000	0.375000	0.378000	0.380900		0.3269	%10,9 ▲	1,9
1.01.2022	STX/USDT	Long	1	2.245000	2.399000	2.567000	2.640000	2.777000		2.0650	%6,9 ▲	0,9
1.01.2022	BTG/USDT	Long	1	41.150000	43.480000	45.780000	48.100000	49.300000		38.3000	%5,7 ▲	1,7
2.01.2022	FIO/USDT	Long	1	0.163500	0.171900	0.181800	0.186000	0.193000		0.1530	-%6,4 ▼	3,1
5.01.2022	EGLD/BTC	Long	1	0.00535000	0.00598600	0.00652000	0.00677700	0.00796000		0.00486700	-%9,0 ▼	0,4
9.01.2022	DNT/USDT	Long	1	0.114250	0.121800	0.129600	0.133000	0.138900		0.1069	-%6,4 ▼	0,7
9.01.2022	ATOM/USDT	Long	1	0.000875	0.000997	0.001198	0.001342	0.001487		0.0007	%14,0 ▲	6,8
11.01.2022	LINK/USDT	Long	1	27.050000	32.900000	34.900000	36.900000	38.100000		22.2800	-%17,6 ▼	7,2
14.01.2022	FTM/USDT	Long	2	2.925000	3.317000	3.590000	3.990000	4.270000		2.5800	%26,8 ▲	2,0
18.01.2022	CRV/USDT	Long	1	4.517500	5.420000	5.690000	5.777000	5.999000		3.9890	-%11,7 ▼	2,3
27.01.2022	SOL/USDT	Long	2	92.500000	105.730000	119.100000	134.990000	149.000000		79.0000	%57,5 ▲	10,7
31.01.2022	LUNA/USDT	Long	1	45.600000	52.826000	57.406000	60.500000	60.990000		37.8500	%25,9 ▲	4,9
31.01.2022	SAND/USDT	Long	2	3.865000	4.091000	4.289000	4.336000	4.390000		3.6000	%11,7 ▲	0,3
4.02.2022	MANA/USDT	Long	2	2.665000	2.825000	2.883000	2.990000	3.090000		2.5080	%31,9 ▲	0,9
11.02.2022	UNI/USDT	Long	2	11.480000	12.100000	12.500000	12.700000	12.900000		10.9900	-%8,5 ▼	0,4
14.02.2022	SKL/USDT	Long	1	0.144500	0.152900	0.164500	0.169900	0.177900		0.1350	%13,8 ▲	0,9
15.02.2022	BNB/USDT	Long	2	428.000000	486.000000	538.000000	550.000000	589.000000		414.6500	-%6,2 ▼	2,2
17.02.2022	MFT/USDT	Long	1	0.070850	0.077190	0.081750	0.083690	0.086900		0.0676	-%4,6 ▼	0,3
21.02.2022	NEAR/USDT	Long	1	9.350000	11.492000	11.963000	12.313000	12.490000		7.9600	-%14,9 ▼	2,7
25.02.2022	MANA/USDT	Long	4	2.655000	2.828000	2.900000	2.950000	2.990000		2.4900	%50,5 ▲	0,5
26.02.2022	AVA/USDT	Long	1	1.140000	1.249000	1.269000	1.279000	1.290000		1.0500	%11,3 ▲	0,1
1.03.2022	ICX/USDT	Long	1	0.720000	0.784000	0.829000	0.849000	0.904000		0.6660	-%7,5 ▼	1,8
10.03.2022	LUNA/USDT	Long	2	94.655000	102.000000	104.000000	105.000000	109.000000		87.0000	%19,7 ▲	0,6
12.03.2022	AVAX/USDT	Short	2	71.850000	67.120000	56.200000	53.100000	50.100000		78.0000	%13,2 ▲	3,5
12.03.2022	LUNA/USDT	Short	3	89.200000	86.110000	82.450000	79.100000	77.700000		93.0000	%10,4 ▲	0,6
13.03.2022	FTM/USDT	Short	2	1.187500	1.069000	0.980000	0.950000	0.930000		1.3100	%20,0 ▲	1,4
17.03.2022	TWT/USDT	Long	1	0.787000	0.914000	1.155000	1.350000	1.496600		0.6740	%90,2 ▲	4,8
17.03.2022	SOL/USDT	Long	3	89.550000	91.950000	94.980000	96.300000	97.900000		86.4000	-%10,6 ▼	0,6
19.03.2022	KSM/USDT	Long	1	147.050000	179.400000	198.100000	203.200000	207.500000		121.1000	%34,7 ▲	12,0
22.03.2022	SOL/USDT	Long	1	92.750000	101.810000	105.900000	108.200000	109.000000		86.5000	%9,8 ▲	1,9
25.03.2022	MANA/USDT	Long	2	2.554750	2.839000	3.179000	3.390000	3.469000		2.3400	%22,3 ▲	6,5
31.03.2022	ZEN/USDT	Long	1	48.750000	69.600000	72.100000	76.450000	83.400000		42.4700	-%12,9 ▼	5,8
1.04.2022	AXS/USDT	Long	1	63.685000	79.770000	92.220000	96.660000	103.900000		55.9300	-%12,2 ▼	4,8
2.04.2022	BAND/BTC	Long	1	0.00011550	0.00014450	0.00017430	0.00020900	0.00024900		0.00009200	%50,9 ▲	215,9
5.04.2022	BNB/USDT	Long	3	458.500000	490.900000	520.200000	538.000000	575.000000		431.0000	-%18,0 ▼	1,1
8.04.2022	STORJ/USDT	Long	1	1.169000	1.777000	1.850000	2.012000	2.136900		1.0379	-%11,2 ▼	3,1
20.04.2022	CHZ/USDT	Long	2	0.236500	0.249800	0.258300	0.265000	0.270000		0.2250	-%9,7 ▼	0,2
22.04.2022	APE/USDT	Long	1	14.160000	16.990000	17.490000	17.900000	18.500000		13.3000	%30,6 ▲	3,5
29.04.2022	BAL/USDT	Long	3	14.200000	15.300000	15.500000	15.600000	15.725000		13.5350	-%14,0 ▼	0,2
29.04.2022	KNC/USDT	Short	2	5.310000	4.855000	4.646000	3.801000	3.410000		6.0000	%25,0 ▲	1,9
29.04.2022	KNC/USDT	Short	3	5.185000	4.860000	4.500000	4.200000	4.000000		5.4500	%68,6 ▲	3,0
4.05.2022	APE/USDT	Long	1	14.250000	16.400000	18.400000	20.970000	23.950000		13.4000	%15,1 ▲	0,5
6.05.2022	APE/USDT	Long	3	13.150000	14.050000	14.700000	14.900000	15.140000		12.6000	-%12,5 ▼	1,1
8.05.2022	LUNA/USDT	Long	3	64.450000	69.000000	70.000000	72.000000	73.000000		61.0000	-%16,1 ▼	0,3
13.05.2022	SOL/USDT	Long	1	42.500000	51.550000	56.900000	59.900000	62.900000		35.8500	%21,3 ▲	0,4
14.05.2022	BNB/USDT	Short	2	287.500000	239.000000	221.000000	204.000000	182.000000		298.7500	-%7,8 ▼	1,7
14.05.2022	GAL/USDT	Long	1	5.755000	6.800000	7.000000	7.300000	7.526000		4.9000	%26,8 ▲	0,7
23.05.2022	CTSI/USDT	Long	1	1945.000000	2089.000000	2328.000000	2399.000000	2545.000000		1800.0000	-%7,5 ▼	0,9
6.06.2022	BNB/USDT	Long	5	310.070000	315.500000	317.400000	320.100000	323.210000		306.6000	-%5,6 ▼	0,1
17.06.2022	STORJ/USDT	Long	1	0.480000	0.633600	0.793500	0.977700	1.190000		0.3236	%65,3 ▲	3,9
20.06.2022	WRX/USDT	Long	1	0.195000	0.210000	0.230000	0.240000	0.247000		0.1770	%26,7 ▲	2,1
20.06.2022	KNC/USDT	Long	1	1.296000	1.380000	1.457000	1.510000	1.547000		1.2100	%12,4 ▲	1,0
23.06.2022	SOL/USDT	Long	1	34.510000	41.020000	48.400000	53.990000	62.430000		28.5000	%18,9 ▲	1,6
24.06.2022	COS/USDT	Long	1	0.006232	0.007290	0.007490	0.007690	0.007850		0.0056	%17,0 ▲	0,9
29.06.2022	MIR/USDT	Long	1	0.216000	0.256200	0.299900	0.310100	0.377300		0.1865	-%13,7 ▼	1,4
4.07.2022	GTO/USDT	Long	1	0.019600	0.023240	0.023900	0.024800	0.025390		0.0181	-%7,7 ▼	0,9
4.07.2022	LRC/USDT	Long	1	0.394000	0.439000	0.447500	0.469000	0.479000		0.3715	%11,4 ▲	0,7
6.07.2022	CTXC/USDT	Long	1	0.115500	0.126900	0.129900	0.132900	0.135500		0.1071	%12,5 ▲	0,4
7.07.2022	EGLD/USDT	Long	1	54.945000	58.480000	59.500000	62.350000	66.280000		52.0329	-%5,3 ▼	4,5
9.07.2022	GMT/USDT	Long	1	1.005000	1.139000	1.179000	1.279000	1.316000		0.9065	-%9,8 ▼	2,5
13.07.2022	COTI/USDT	Long	1	0.082450	0.095900	0.099900	0.105900	0.119800		0.0750	%28,4 ▲	4,9
14.07.2022	MATIC/USDT	Long	1	0.635300	0.880500	0.992700	1.155000	1.296000	0.6880	0.4962	%8,3 ▲	2,5
15.07.2022	LINK/USDT	Long	2	6.321000	6.900000	7.100000	7.200000	7.343000		6.1700	-%4,8 ▼	0,6
18.07.2022	SAND/USDT	Long	1	1.355000	1.816900	2.210000	2.532000	2.916800	1.4190	1.1598	%4,7 ▲	3,8
20.07.2022	MATIC/USDT	Long	1	0.915000	1.080000	1.140000	1.180000	1.222700		0.8281	-%9,5 ▼	0,5
24.07.2022	CFX/USDT	Long	1	0.057250	0.063900	0.064500	0.068900	0.069800		0.0540	-%5,7 ▼	0,5
26.07.2022	CHESS/USDT	Long	1	0.344000	0.376000	0.420000	0.459000	0.505000		0.3000	%9,3 ▲	0,0
27.07.2022	BNB/USDT	Long	1	254.000000	319.000000	344.000000	420.000000	504.000000	265.4000	203.0000	%4,9 ▲	1,0
27.07.2022	UTK/USDT	Long	1	0.124250	0.145200	0.158600	0.182700	0.196700	0.1368	0.1028	%10,1 ▲	0,8
27.07.2022	ATOM/USDT	Long	1	9.730000	10.900000	11.320000	12.420000	12.900000		8.6000	%12,0 ▲	0,7
1.08.2022	OP/USDT	Long	1	1.419500	1.698000	1.760000	2.219000	2.354000		1.1240	%24,0 ▲	2,2
2.08.2022	WOO/USDT	Long	1	0.200700	0.211300	0.369000	0.374000	0.394000		0.1690	%5,3 ▲	1,2
2.08.2022	SUSHI/USDT	Long	1	1.345000	1.468000	2.200000	2.380000	2.690000		1.2060	%9,1 ▲	1,2
8.08.2022	SAND/USDT	Long	2	1.382750	1.690000	1.760000	1.820000	1.878200		1.3193	-%9,2 ▼	3,5
9.08.2022	BNB/USDT	Long	4	318.500000	323.880000	340.000000	344.000000	349.000000		308.0000	%6,8 ▲	2,5
9.08.2022	COMP/USDT	Long	1	60.750000	69.000000	79.000000	91.000000	99.000000		50.2400	%13,6 ▲	1,3
12.08.2022	PERL/USDT	Long	1	0.027500	0.029580	0.036660	0.045200	0.050540		0.0223	%7,6 ▲	34,9
14.08.2022	CRV/USDT	Long	1	1.435000	1.620000	1.690000	1.710000	1.735000		1.3300	-%7,3 ▼	1,4
14.08.2022	ALICE/USDT	Long	1	2.885000	3.150000	3.340000	3.450000	3.540000		2.7000	-%6,4 ▼	0,7
16.08.2022	LINK/USDT	Short	3	8.425000	8.194000	7.069000	6.669000	6.133000		9.4100	%8,2 ▲	1,2
19.08.2022	KNC/USDT	Short	2	1.726500	1.572000	1.546000	1.520000	1.510000		1.8020	-%8,7 ▼	0,3
20.08.2022	MATIC/USDT	Long	1	0.806600	0.860000	0.992000	1.170000	1.278500		0.7465	%6,6 ▲	17,2
26.08.2022	TWT/USDT	Long	1	0.969800	1.017500	1.200000	1.392000	1.506000		0.9163	%4,9 ▲	16,7
27.08.2022	DATA/USDT	Long	1	0.031490	0.033100	0.038060	0.039110	0.040240		0.0287	%5,1 ▲	15,8
4.09.2022</												